

SUPERCAPRI

Gelato





<i>Cioccolato</i>	<i>Torrone</i>	<i>Fragola</i>
<i>Soracciatella</i>	<i>Nutella</i>	<i>Pesca</i>
<i>Crema</i>	<i>Pinolata</i>	<i>Limone</i>
<i>Fioridlatte</i>	<i>Zuppa inglese</i>	<i>Melone</i>
<i>Nocciola</i>	<i>Cookies</i>	<i>Anguria</i>
<i>Caffe</i>	<i>Tiramisù</i>	<i>Mango</i>
<i>Pistacchio</i>	<i>Liquirizia</i>	<i>Cocco</i>
<i>Bacio</i>		<i>Banana</i>
<i>Yogurt</i>		<i>Mela</i>
<i>Gianduia</i>		<i>Ananas</i>
<i>Vaniglia</i>		<i>Kiwi</i>

SUPERCAPRI

H 117 • 135

P 111

L 120 • 170 • 220 • 120+50 • 170+50 • AE45

Gelato

	TN Chiller	TB Freezer	TB/TN Dual Temp
RS-Static			
RV-Ventilated		•	•
TCS-Heated			
CH-Chocolate			

Installation

- Plug-in
- Remote (optional)

Configuration

- Channeling (optional)
- Dual Temperature (optional)

Temperature

-20/+2 °C

Refrigerant

- R290 (Plus)
- R452A (Plus 1 - Plus 2)

Refrigeration

- Ventilated
- Plus
- Plus 1 (optional)
- Plus 2 (optional)

Compressor

Hermetic

Defrost

Reverse cycle

Climatic class

- 7 - Plus
- 4 - Plus 1 / Plus 2

Upper glass

Heated stratified glass with switch

Front glass

Heated stratified glass

Side glasses

Heated double glasses

Opening system

Front glass tilted manually

Rear closing system

- Plexiglass Sliding doors
- Self rolling curtain

Work top

Solid surface White

Lighting

Led 5700 K

Equipment handling

Swivel casters with brake and height adjustable feet

Installazione

- Plug-in
- Remoto (optional)

Configurazione

- Canalizzabile (optional)
- Dual Temperature (optional)

Temperatura

-20/+2 °C

Refrigerante

- R290 (Plus)
- R452A (Plus 1 - Plus 2)

Refrigerazione

- Ventilata
- Plus
- Plus 1 (optional)
- Plus 2 (optional)

Compressore

Ermetico

Sbrinamento

Inversione di ciclo

Classe Climatica

- 7 - Plus
- 4 - Plus 1 / Plus 2

Vetro superiore

Stratificato riscaldato (disattivabile)

Vetro frontale

Stratificato riscaldato

Vetri laterali

Doppi (Camera) riscaldati

Apertura anteriore

Ribaltabile verso il basso

Chiusura posteriore

- Scorrevoli in Plexiglass
- Tenda manuale autoavvolgente

Piano di servizio

Superficie solida bianca

Illuminazione

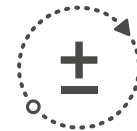
Led 5700 K

Movimentazione

Ruote pivotanti con freno e piedini regolabili in altezza



R290



Dual temperature



SUPERCAPRI GELATO		Model type Tipo di banco	Total display area Superficie espositiva totale m ²	Temperature class Classe di temperatura	Recommended temperature Temperatura consigliata °C	Energy class Classe energetica		Energy efficiency index Indice di efficienza energetica EEI		Annual energy consumption Consumo annuo AEC kWh/A		Light source type and class Tipo e classe illuminazione
Height Altezza	Length Lunghezza					R452A	R290	R452A	R290	R452A	R290	
H117 PLUS	120	IGF1	0,71	G2	-15°C	-	D	-	45,68	-	7.781	-
	170	IGF1	1,07	G2	-15°C	-	D	-	49,33	-	10.353	-
	220	IGF1	1,43	G2	-15°C	-	D	-	49,65	-	12.384	-
	120+50	IGF1	1,07	G2	-15°C	-	D	-	49,33	-	10.353	-
	170+50	IGF1	1,43	G2	-15°C	-	D	-	49,65	-	12.384	-
H135 PLUS	120	IGF1	0,71	G2	-15°C	-	D	-	47,61	-	8.110	-
	170	IGF1	1,07	G2	-15°C	-	E	-	51,52	-	10.813	-
	220	IGF1	1,43	G2	-15°C	-	E	-	52,02	-	12.976	-
	120+50	IGF1	1,07	G2	-15°C	-	E	-	51,52	-	10.813	-
	170+50	IGF1	1,43	G2	-15°C	-	E	-	52,02	-	12.976	-
H117 PLUS 1 PLUS 2	120	IGF1	0,71	G2	-15°C	E	-	50,55	-	8.611	-	-
	170	IGF1	1,07	G2	-15°C	E	-	54,58	-	11.456	-	-
	220	IGF1	1,43	G2	-15°C	E	-	54,94	-	13.704	-	-
H135 PLUS1 PLUS2	120	IGF1	0,71	G2	-15°C	E	-	52,68	-	8.974	-	-
	155	IGF1	1,07	G2	-15°C	E	-	57,01	-	11.965	-	-
	170	IGF1	1,43	G2	-15°C	E	-	57,56	-	14.358	-	-
	190	IGF1	1,07	G2	-15°C	E	-	57,01	-	11.965	-	-
	220	IGF1	1,43	G2	-15°C	E	-	57,56	-	14.358	-	-

Configuration: air cooled plug in unit (R452A or R290), plexiglass sliding doors closure, led lighting.

Configurazione: motore a bordo ad aria (R452A o R290), chiusura porte scorrevoli in plexiglass, illuminazione led.








Supercapri Gelato

		120	170	220
External dimensions (LxDxH) Dimensioni esterne (LxPxH)	H117	1187x1110x1175 mm	1682x1110x1175 mm	2177x1110x1175 mm
	H135	1187x1110x1352 mm	1682x1110x1352 mm	2177x1110x1352 mm
Capacity (gross/net) Capacità (lorda/netta)	H117	685 / 147 lt	1009 / 216 lt	1332 / 285 lt
	H135	824 / 147 lt	1212 / 216 lt	1600 / 285 lt
Net weight Peso netto	H117	320 kg	409 kg	510 kg
	H135	346 kg	434 kg	535 kg
Refrigeration Refrigerazione	Ventilated Ventilata			
Refrigerant Refrigerante	R290 (Plus) R452A (Plus 1 / Plus 2)			
Climate class Classe climatica	7 (Plus) 4 (Plus 1 / Plus 2)			
Operating conditions Condizioni ambientali	35 °C / 75 %RH (Plus) 30 °C / 55 %RH (Plus 1 / Plus 2)			
Cabinet capacity range Temperatura di regolazione	-20/+2 °C			
Product temperature Temperatura prodotto	-16/-14 °C			
Compressor (type) Compressore (tipologia)	1 Hermetic 1 Ermetico		2 Hermetics 2 Ermetici	
Defrost Sbrinamento	Reverse Cycle Inversione di Ciclo			
Power supply Alimentazione	230 V / 1 Ph / 50 Hz		400 V / 3 Ph / 50 Hz	
Electrical input (nominal) Assorbimento elettrico (regime)	1240 W / 6 A		1720 W / 3 A	2700 W / 4,2 A
Electrical input (defrost) Assorbimento elettrico (sbrinamento)	2300 W / 11 A		2950 W / 4,9 A	6300 W / 8,5 A

Technical sheet about models whit condensing unit included with air cooled
Dati tecnici riferiti a modelli con unità a bordo con condensazione ad aria

Setup

Allestimento

5 Lt 360 x 165 x 120 h		12	18	24
5 Lt 360 x 250 x 80 h		8	12	16
5 Lt (trapezoidali) 360 x 185 x 120 h		-	-	-
Ice cream stick container Vaschetta stecchi		8	12	16
Single portion container Vaschetta monoporzioni		8	12	16
Pastry Tray Vassoi pasticceria PLUS - PLUS 1 - PLUS 2		•	•	•

Accessori

Accessories

Grey cone holder Portaconi completo grigio	•
Cone holder complete of toppings container Portaconi completo di vaschette portagranelle	•
Console scoop washer with shower Console lavaporzionate con doccia	•
Console scoop washer with water tap Console lavaporzionate con rubinetto	•

120+50	170+50	AE45
1682x1110x1175 mm	2177x1110x1175 mm	1847x1110x1175 mm
1682x1110x1352 mm	2177x1110x1352 mm	1847x1110x1352 mm
1009 / 216 lt	1332 / 285 lt	901 / 193 lt
1212 / 216 lt	1600 / 285 lt	1082 / 193 lt
409 kg	510 kg	400 kg
434 kg	535 kg	425 kg
Ventilated Ventilata		
R290 (Plus)		
7 (Plus)		
35 °C / 75 %RH (Plus)		
-20/+2 °C differenziabili per zona		-20/+2 °C
-16/-14 °C differenziabili per zona		-16/-14 °C
2 Hermetics 2 Ermetici		
Reverse Cycle Inversione di Ciclo		
400 V / 3 Ph / 50 Hz		
1720 W / 3 A	2700 W / 4,2 A	1720 W / 3 A
2950 W / 4,9 A	6300 W / 8,5 A	2950 W / 4,9 A

18 (6+12)	24 (6+18)	13
12 (4+8)	16 (4+12)	9
-	-	14
12 (4+8)	16 (4+12)	9
12 (4+8)	16 (4+12)	9
•	•	•

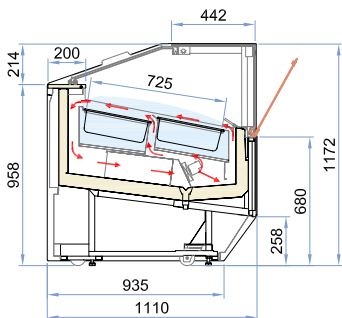
•	•
•	•
•	-
•	-

H117



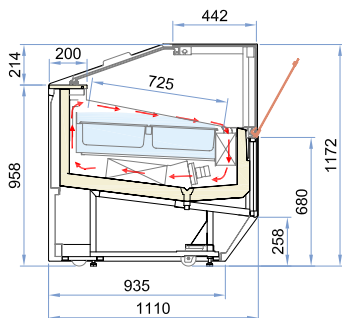
Single evaporator with double front air out flow. Fixed deflectors.

Singolo evaporatore con doppia mandata d'aria a flusso anteriore. Deflettori fissi.



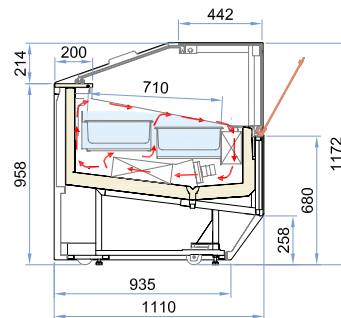
Double evaporator with single air out rear flow. Adjustable deflectors.

Doppio evaporatore con singola mandata d'aria a flusso posteriore. Deflettori regolabili.



Double evaporator with double air out rear flow. Adjustable deflectors.

Doppio evaporatore con doppia mandata d'aria a flusso posteriore. Deflettori regolabili.

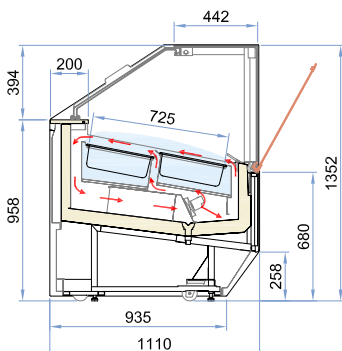


H135



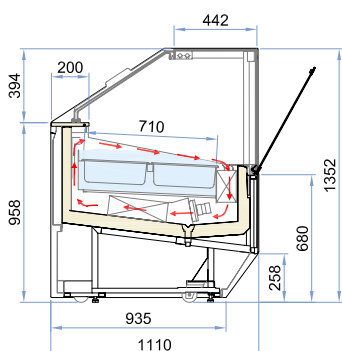
Single evaporator with double front air out flow. Fixed deflectors.

Singolo evaporatore con doppia mandata d'aria a flusso anteriore. Deflettori fissi.



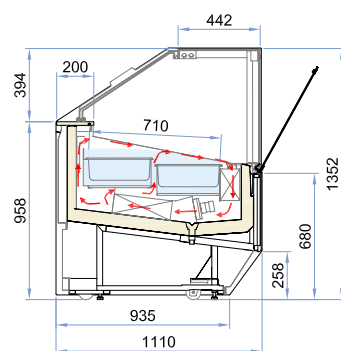
Double evaporator with single air out rear flow. Adjustable deflectors.

Doppio evaporatore con singola mandata d'aria a flusso posteriore. Deflettori regolabili.



Double evaporator with double air out rear flow. Adjustable deflectors.

Doppio evaporatore con doppia mandata d'aria a flusso posteriore. Deflettori regolabili.







Available colours - Colori disponibili





Front panel (1) Pannello frontale

-  RAL 9003
-  RAL 9005
-  RAL 7022
-  RAL on request
- Standard / Di serie

Front panel (2) Pannello frontale

-  RAL 9003
-  RAL 9005
-  RAL 7022
-  RAL on request
- Standard / Di serie

Side panels (3) Fianchi laterali

-  RAL 9003
-  RAL 9005
-  RAL 7022
-  RAL on request
- Standard / Di serie



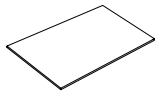
Gelato configuration



Container /
Vaschetta
5 Lt
360x165x120H



Container /
Vaschetta
5 Lt
360x250x80H




Tray /
Vassoio



Shelf /
Mensola
(optional
applicable
on H135)

120



12



8



120 Plus1
1046x720 mm




120 Plus - Plus2
2x (990x315 mm)




1148x240 mm

170 / 120+50



18




12



170 Plus1
1541x720 mm



170 Plus - Plus2
2x (1485x315 mm)




120+50 Plus
2x (990x315 mm) +
2x (495x315 mm)




1643x240 mm

220 / 170+50



24



16



220 Plus1
2036x720 mm



220 Plus - Plus2
2x (1980x315 mm)



170+50 Plus
2x (1485x315 mm) +
2x (495x315 mm)




2138x240 m

AE45



Container /
Vaschetta
5 Lt
360x165x120H



13



Container /
Vaschetta
5 Lt
360x250x80H



9



Container /
Vaschetta
trapezoidale
5 Lt
360x185x120H



14

SUPERCAPRI

Pastry





SUPERCAPRI

H 117 • 135

P 111

L 120 • 170 • 220 • AE45

Pastry

	TN Chiller	TB Freezer	TB/TN Dual Temp
RS-Static			
RV-Ventilated	•		
TCS-Heated			
CH-Chocolate			

Installation

- Plug-in
- Remote (optional)

Configuration

Channeling (optional)

Temperature

+1/+10 °C

Refrigerant

R290

Refrigeration

Ventilated

Compressor

Hermetic

Defrost

Off cycle

Climate class

3

Upper glass

Heated stratified
with switch

Front glass

Heated stratified

Side glasses

Heated double

Opening system

Front glass tilted manually

Rear closing system

- Plexiglass Sliding doors
- Self rolling curtain

Work top

Solid surface White

Lighting

Led 5700 K

Equipment handling

Swivel casters with brake
and height adjustable feet

Installazione

- Plug-in
- Remoto (optional)

Configurazione

Canalizzabile (optional)

Temperatura

+1/+10 °C

Refrigerante

R290

Refrigerazione

Ventilata

Compressore

Ermetico

Sbrinamento

Fermata compressore

Classe Climatica

3

Vetro superiore

Stratificato riscaldato
(disattivabile)

Vetro frontale

Stratificato riscaldato

Vetri laterali

Doppi (Camera) riscaldati

Apertura anteriore

Ribaltabile verso il basso

Chiusura posteriore

- Scorrevoli in Plexiglass
- Tenda manuale autoavvolgente

Piano di servizio

Superficie solida bianca

Illuminazione

Led 5700 K

Movimentazione

Ruote pivotanti con freno
e piedini regolabili in altezza



R290

SUPERCAPRI PASTRY		Model type Tipo di banco	Total display area Superficie espositiva totale m ²	Temperature class Classe di temperatura	Recommended temperature Temperatura consigliata °C	Energy class Classe energetica		Energy efficiency index Indice di efficienza energetica EEI		Annual energy consumption Consumo annuo AEC kWh/A		Light source type and class Tipo e classe illuminazione
Height Altezza	Length Lunghezza					R452A	R290	R452A	R290	R452A	R290	
H117	120	IVC4	1,51	H	6°C	F	F	78,35	73,66	5.885	5.533	-
	170	IVC4	2,05	H	6°C	F	F	77,49	72,82	7.085	6.658	-
	220	IVC4	2,60	H	6°C	F	F	78,96	74,18	8.507	7.992	-
H135	120	IVC4	2,05	H	6°C	F	E	68,03	64,18	6.213	5.861	-
	170	IVC4	2,75	H	6°C	F	E	67,13	63,33	7.545	7.118	-
	220	IVC4	3,45	H	6°C	F	E	68,18	64,32	9.098	8.583	-

Configuration: air cooled plug in unit (R452A or R290), plexiglass sliding doors closure, led lighting, illuminated shelves.
 Configurazione: motore a bordo ad aria (R452A o R290), chiusura porte scorrevoli in plexiglass, mensole illuminate.



Supercapri Pastry

		120	170	220
External dimensions (LxDxH) Dimensioni esterne (LxPxH)	H117 H135	1187 x 1110 x 1175 mm 1187 x 1110 x 1352 mm	1682 x 1110 x 1175 mm 1682 x 1110 x 1352 mm	2177 x 1110 x 1175 mm 2177 x 1110 x 1352 mm
Capacity (gross/net) Capacità (lorda/netta)	H117 H135	685 / 267 lt 824 / 267 lt	1009 / 393 lt 1212 / 393 lt	1332 / 518 lt 1600 / 518 lt
Net weight Peso netto	H117 H135	300 kg 325 kg	375 kg 410 kg	470 kg 510 kg
Refrigeration Refrigerazione		Ventilated Ventilata		
Refrigerant Refrigerante		R290		
Climate class Classe climatica		3		
Operating conditions Condizioni ambientali		25 °C / 60 %RH		
Product temperature Temperatura prodotto		+1/+10 °C		
Compressor (type) Compressore (tipologia)		1 Hermetic 1 Ermetico		
Defrost Sbrinamento		Off Cycle Fermata compressore		
Power supply Alimentazione		230 V / 1 Ph / 50 Hz		
Electrical input (nominal) Assorbimento elettrico (regime)		1360 W / 7,4 A	1485 W / 8,1 A	1610 W / 8,7 A
Electrical input (defrost) Assorbimento elettrico (sbrinamento)		420 W / 2,3 A	485 W / 2,6 A	450 W / 2,4 A

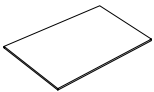







Technical sheet about models whit condensing unit included with air cooled
Dati tecnici riferiti a modelli con unità a bordo con condensazione ad aria

Setup

Allestimento

Pastry trays Vassoi pasticceria	•	•	•
Shelf Mensola	•	•	•

Pastry configuration - Configurazioni pasticceria

	120	170	220
 Tray / Vassoio	 1047x800 mm	 1542x800 mm	 2036x800 mm
 Shelf / Mensola	 1148x240 mm	 1643x240 mm	 2138x240 mm

AE45

1847 x 1110 x 1175 mm

1847 x 1110 x 1352 mm

901 / 193 lt

1082 / 193 lt

400 kg

425 kg

Ventilated
Ventilata

R290

3

25 °C / 60 %RH

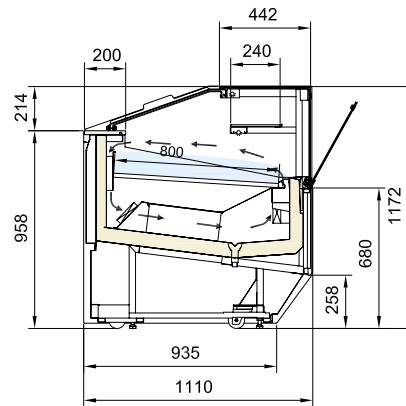
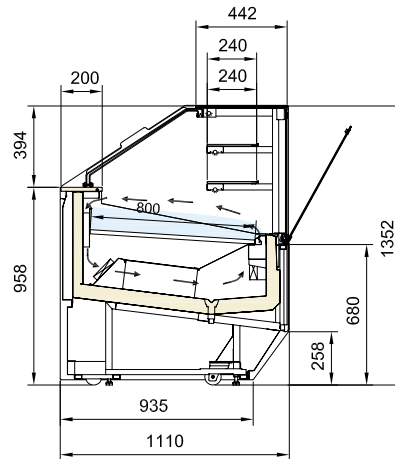
+1/+10 °C

1 Hermetic
1 Ermetico**Off Cycle**
Fermata compressore

230 V / 1 Ph / 50 Hz





1485 W / 8,1 A

485 W / 2,6 A





H117**H135**

•
•





Available colours - Colori disponibili**Front panel (1)**
Pannello frontale

-  RAL 9003
-  RAL 9005
-  RAL 7022
-  RAL on request
- **Standard / Di serie**

Front panel (2)
Pannello frontale

-  RAL 9003
-  RAL 9005
-  RAL 7022
-  RAL on request
- **Standard / Di serie**

Side panels (3)
Fianchi laterali

-  RAL 9003
-  RAL 9005
-  RAL 7022
-  RAL on request
- **Standard / Di serie**

